

# Birding at Kessler Mountain Nature Center

Welcome to the Kessler Outdoor Classroom! Join us to learn all about birds. Take a birdwatching hike on the interpretive loop trail, practice bird identification in the Nature Center, and make your own feather at the craft tables!

Please be good stewards while hiking on Kessler Mountain:

1. Please stay on designated trails.
2. Pack it out: do not litter.
3. Let nature be: do not remove or damage features like plants, rocks or animals.

## **Bird Hike**

**Birds have distinctive songs and calls that help them communicate with one another. They also help us identify which birds are present, even if we cannot see them.**







**How many bird songs can you hear? Keep a tally in the space below:**

**Where do birds live? Some birds build nests, while others excavate cavities in trees. Do you see any nests along the trail? Describe or sketch any bird homes that you find:**

**Birds eat a variety of foods. Many songbirds like the wood thrush and yellow-rumped warbler eat insects while finches, titmice and nuthatches eat seeds. Look for some natural bird food along the trail. What did you find?**

Birdwatching is a fun and interesting hobby. Birds can be identified by their shape, size, color or even by song. Look around the room for the birds shown below to practice using your binoculars.

1. Find a picture of a bird. Hold up your binoculars and turn the focus knob until the image is clear and sharp.
2. Observe the characteristics of the bird you see. What color is it? What size?
3. Use this field guide to match the bird with the image below.
4. Check off the birds as you find them around the Nature Center.
5. Take a hike on the trail and see how many birds you can see!

<p><b>Ruby Throated Hummingbird</b></p>  <ul style="list-style-type: none"> <li>• Very small bird (3-4")</li> <li>• Males have iridescent red throat</li> <li>• Can fly in any direction</li> </ul> <p><input type="checkbox"/> Found it!</p>	<p><b>Northern Cardinal</b></p>  <ul style="list-style-type: none"> <li>• Medium-sized (7-8")</li> <li>• Stout orange beak with crest on head</li> <li>• Eats seeds</li> </ul> <p><input type="checkbox"/> Found it!</p>
<p><b>Pileated Woodpecker</b></p>  <ul style="list-style-type: none"> <li>• Very large (17")</li> <li>• Long beak with red crest on head</li> <li>• Gives loud whinnying call</li> </ul> <p><input type="checkbox"/> Found it!</p>	<p><b>White-breasted Nuthatch</b></p>  <ul style="list-style-type: none"> <li>• Small bird (5")</li> <li>• Blue-gray on back, white breast and belly</li> <li>• Clings to side of trees</li> </ul> <p><input type="checkbox"/> Found it!</p>
<p><b>Blue Jay</b></p>  <ul style="list-style-type: none"> <li>• Medium-sized (11")</li> <li>• Black beak with blue feathers</li> <li>• Call often mimics hawks</li> </ul> <p><input type="checkbox"/> Found it!</p>	<p><b>American Crow</b></p>  <ul style="list-style-type: none"> <li>• Very large (17")</li> <li>• All black body</li> <li>• Call is characteristic "caw-caw"</li> </ul> <p><input type="checkbox"/> Found it!</p>

## **Create your own Feather!**

Use the materials given to create your own feather and glue it in the box below! Feathers can be a variety of colors, sizes and shape. Feathers serve multiple purposes. Birds use them to fly, communicate, insulate, and camouflage.

**Feel free to ask any questions to learn all about birds!**

## **Thanks for Coming!**

The Kessler Mountain Outdoor Classroom and Nature Center is a collaborative program made possible through support from the **Arkansas Forestry Commission, National Park Service, Fayetteville Natural Heritage Association, Boston Mountain Solid Waste District, Fayetteville Public School, and the Northwest Arkansas Land Trust.**

The Northwest Arkansas Land Trust is a nonprofit, non-governmental conservation organization that provides local, voluntary and permanent land protection services to landowners and municipalities who wish to forever conserve the special places that define our region. The purpose of the land trust is to protect quality of life in Northwest Arkansas, including clean air, clean water, wildlife habitat, abundant scenic beauty, local food supplies, recreational opportunities and our natural heritage, for the benefit of the community and wildlife for generations to come.

**The Kessler Mountain Outdoor Classroom is open to the public during daylight hours. We encourage you to come back to visit with your family! Here are some things that you can do on your next visit:**

Walk through the arboretum and learn how to identify the tree species found there.

As you walk the trail, practice your identification skills!

Bring a lunch to enjoy in the picnic area at the trailhead.

Explore our native plant gardens. How many flowers are in bloom? Do you see any insect pollinators?

We hope that your visit to the Kessler Mountain Outdoor Classroom was both fun and educational! To learn more about the Outdoor Classroom or the work of the Northwest Arkansas Land Trust, visit [www.nwalandtrust.org](http://www.nwalandtrust.org).

**Be sure to like us on Facebook, Instagram and Twitter to stay up-to-date on the latest in local land conservation!**

